

Spajanje na EDUROAM mrežu

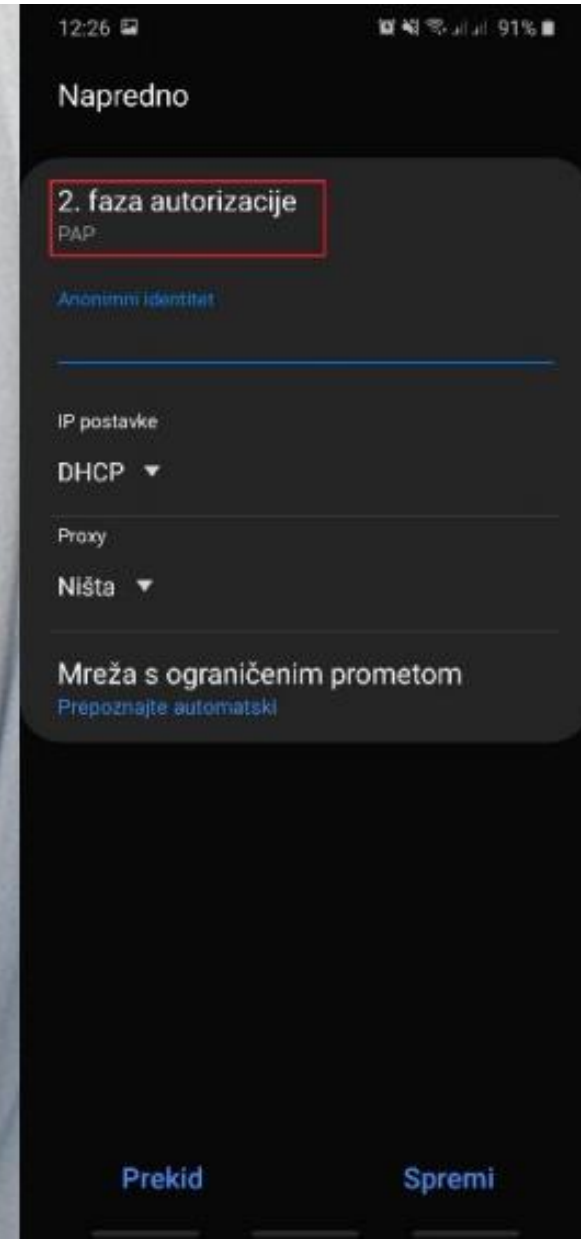
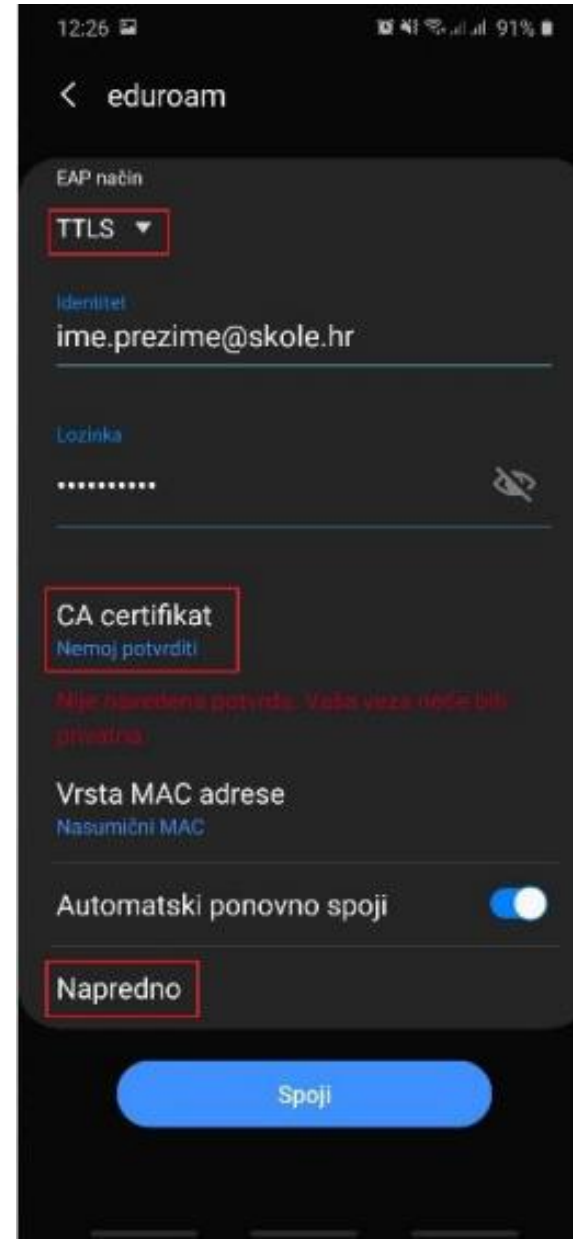
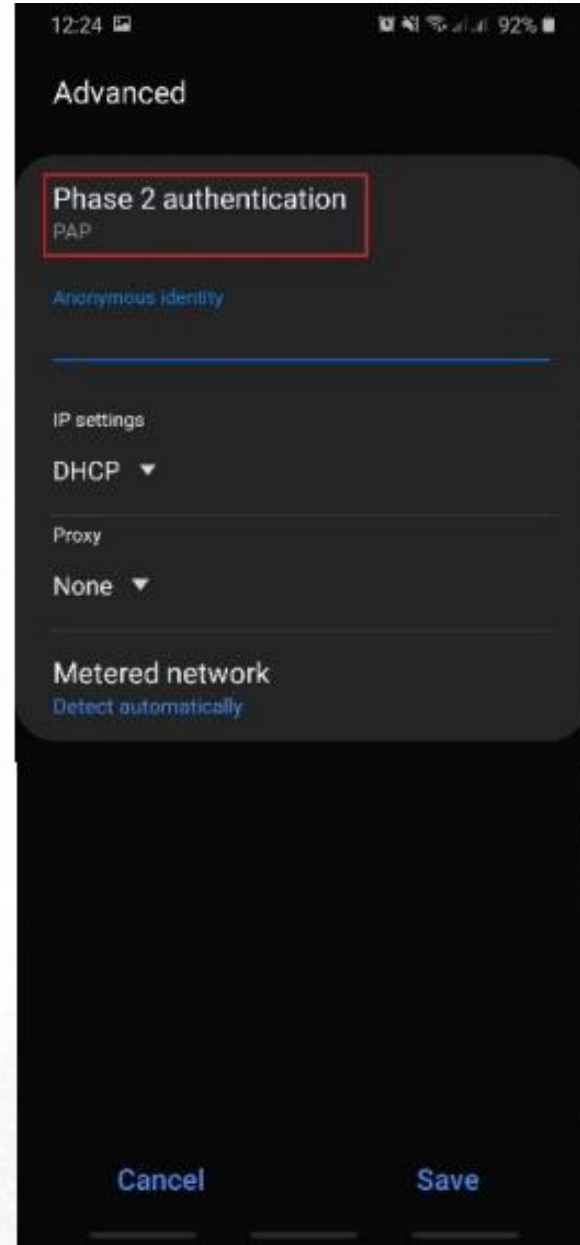
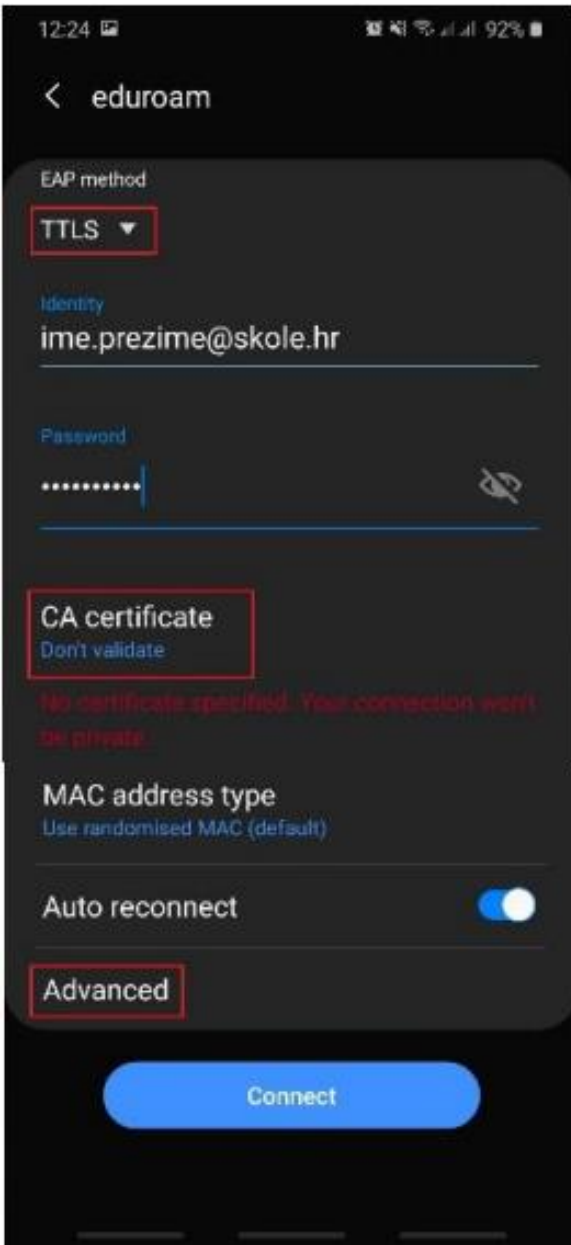
ANDROID

Settings > Connections > Wifi

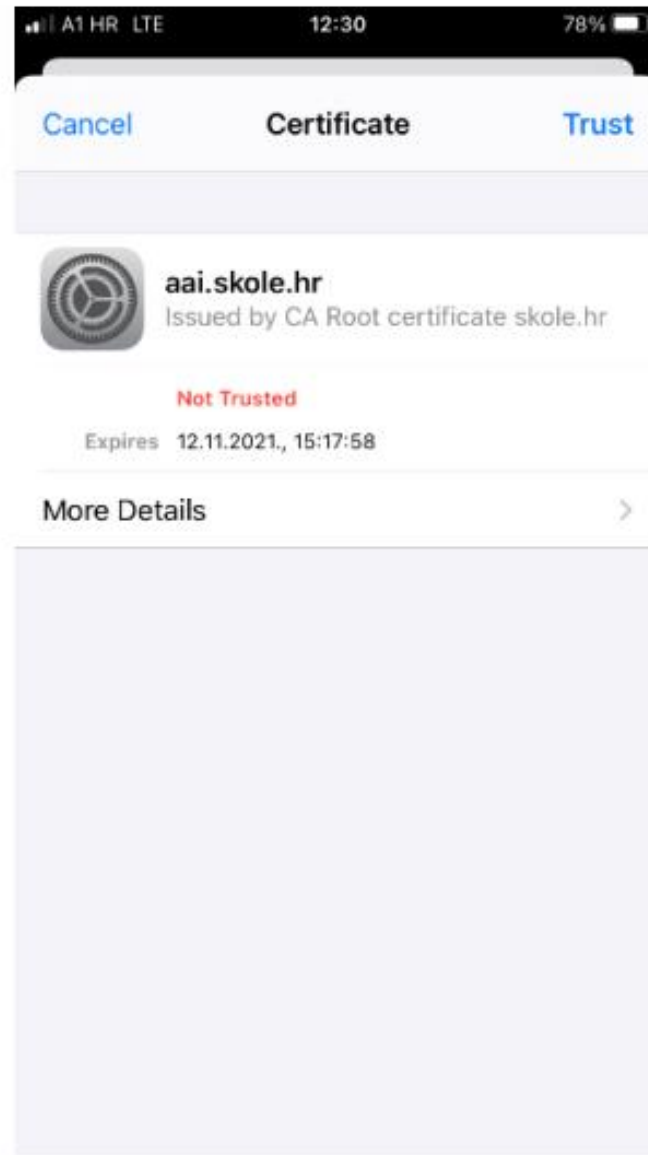
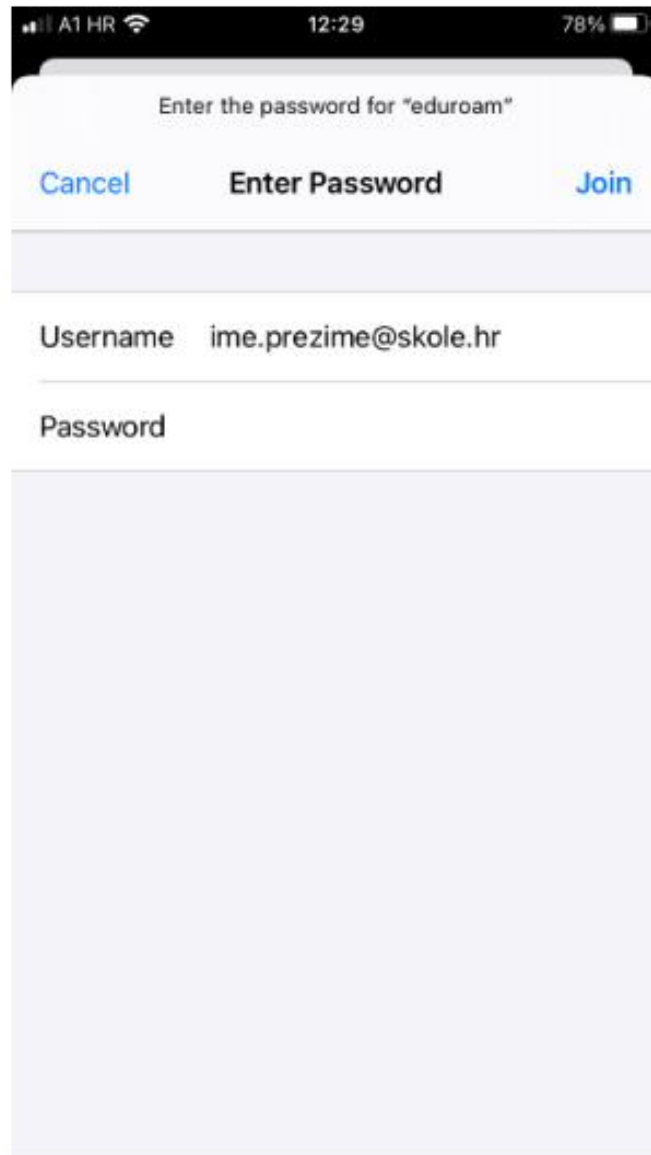
- Odabrati bežičnu mrežu eduroam
 - EAP method postaviti na TTLS
 - PHASE 2 authentication postaviti na PAP
 - U CA certificate polju označiti: Nemoj potvrditi (Don't validate)
 - U Identity polje unijeti svoje AAI korisničko ime
 - Polje Anonymus identity ostavit prazno
 - U password polje unijeti svoju lozinku za AAI
-

Hrvatski

Engleski



iPhone
Settings > Wi-Fi



Windows

Otvoriti adresu <https://installer.eduroam.hr/> u Internet pregledniku i kliknuti na „PREUZIMANJE POSTAVKI“



Installer

50 srce



eduroam installer omogućuje krajnjim korisnicima jednostavno i pouzdano konfiguriranje uređaja (računala, prijenosnika, pametnog telefona) za pristup mreži po eduroam standardu.

Osim za pristup bežičnoj mreži može se koristiti i pri konfiguraciji uređaja za pristup žičanoj mreži (ako je usluga pristupa usklađena s eduroam standardom, kao što je to primjerice pristup mreži u studentskim domovima).

Kako bi započeli s konfiguriranjem vašeg uređaja, za sve podržane operativne sustave (Android 4.4+, Chrome OS, iOS, Mac OS X, Microsoft Windows Vista, 7, 8, 10) pritisnite gumb "Preuzimanje postavki". Prikazat će se stranica s odgovarajućim profilom u sustavu CAT (Configuration Assitant Tool <https://cat.eduroam.org/>). Slijedite upute na toj stranici.

Za nepodržane operativne sustave upute možete dobiti pritiskom na gumb "Ostali operativni sustavi".

Preuzimanje postavki

Ostali operativni sustavi

Često postavljana pitanja

Za administratore matičnih ustanova





Autentikacijska i autorizacijska infrastruktura znanosti i visokog obrazovanja u Republici Hrvatskoj

KORISNIČKA OZNAKA

A white rectangular input field with rounded corners. On the left side, there is a dark blue user icon (a person silhouette) followed by a vertical line separator.

ZAPORKA

A white rectangular input field with rounded corners. On the left side, there is a dark blue padlock icon. On the right side, there is a dark blue eye icon, indicating that the password is currently visible.

PRIJAVA

[Pomoć](#)

Srcce v3.0

Hrvatska akademska i istraživačka mreža - CARNet, Hosting sustav za srednje i osnovne škole

Ako je došlo do problema, možete direktno zatražiti pomoć Vaše matične ustanove na:

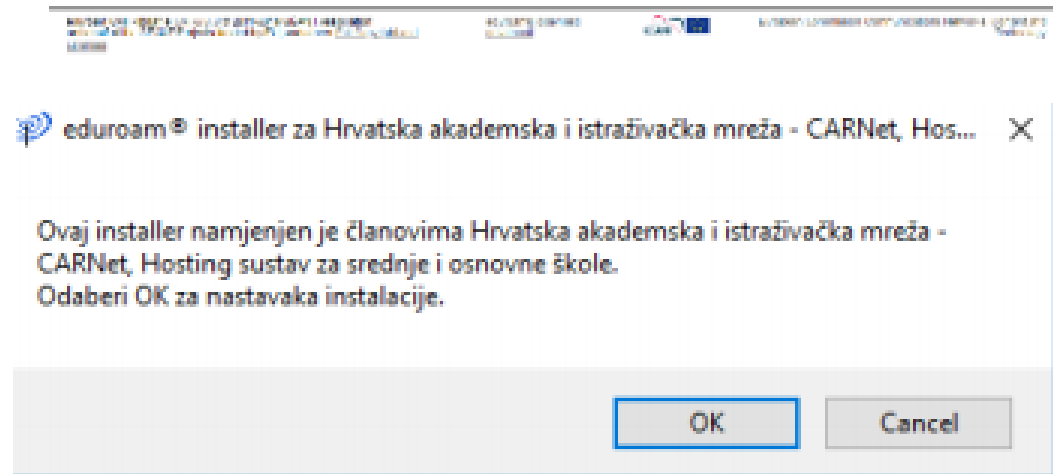
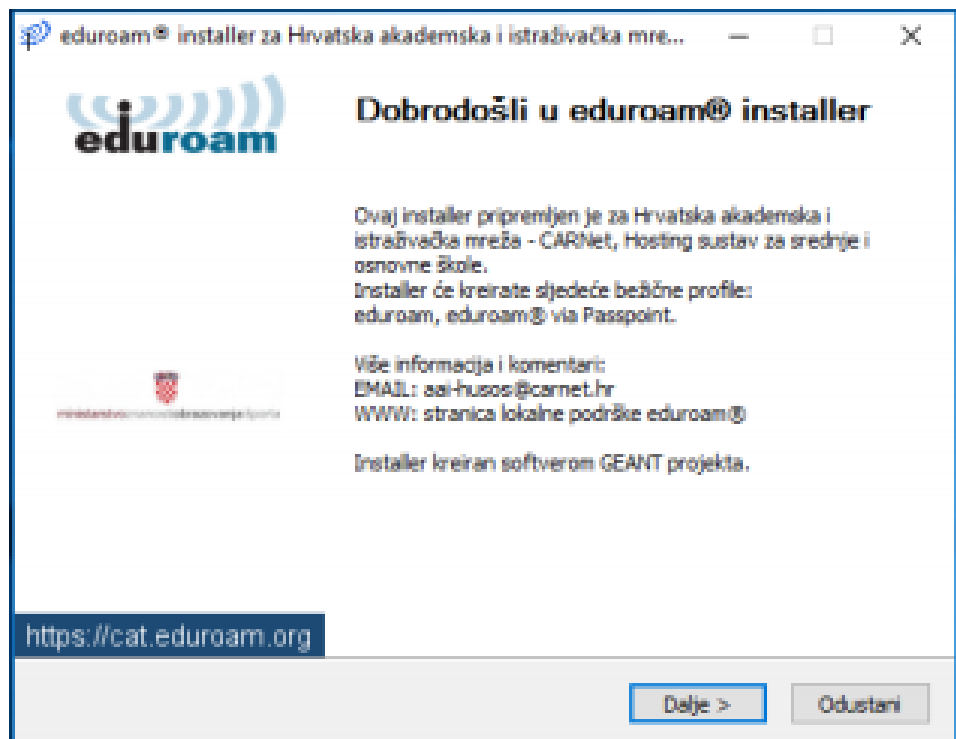
email: aai-husos@carnet.hr

Ovaj podatak je zadnji puta ažuriran: 2020-12-10 13:14:06




Izaberite drugi installer za preuzimanje

	MS Windows 10	<i>i</i>
	MS Windows 8, 8.1	<i>i</i>
	MS Windows 7	<i>i</i>
	MS Windows Vista	<i>i</i>
	Apple macOS Catalina	<i>i</i>
	Apple macOS Mojave	<i>i</i>
	Apple macOS High Sierra	<i>i</i>
	Apple macOS Sierra	<i>i</i>
	Apple OS X El Capitan	<i>i</i>
	Apple OS X Yosemite	<i>i</i>
	Apple OS X Mavericks	<i>i</i>
	Apple OS X Mountain Lion	<i>i</i>
	Apple OS X Lion	<i>i</i>
	Apple iOS mobile devices	<i>i</i>
	Apple iOS mobile devices (iOS 7-11)	<i>i</i>
	Apple iOS mobile devices (iOS 5 and 6)	<i>i</i>
		Linux
	Chrome OS	<i>i</i>
	Android 11	<i>i</i>
	Android 10.0 Q	<i>i</i>
	Android 9.0 Pie	<i>i</i>
	Android 8.0 Oreo	<i>i</i>
	Android 7.0 Nougat	<i>i</i>
	Android 6.0 Marshmallow	<i>i</i>
	Android 5.0 Lollipop	<i>i</i>
	Android 4.4 KitKat	<i>i</i>
Android 4.3	<i>i</i>	
<EAP>	EAP config	<i>i</i>



eduroam® installer for Croatian Academic Research Network - CAR...

User credentials



Username:

Password:

Repeat password:

Nulsoft Install System v3.04

eduroam® installer for Croatian Academic Research Network - CARNet

An additional piece of software 'GEANTlink' needs to be installed. This installation requires Administrator rights; you will be prompted to give permission for that action.

Security Warning



You are about to install a certificate from a certification authority (CA) claiming to represent:

CA Root certificate skole.hr

Windows cannot validate that the certificate is actually from "CA Root certificate skole.hr". You should confirm its origin by contacting "CA Root certificate skole.hr". The following number will assist you in this process:

Thumbprint (sha1): 224D5D62 04FACCD6 9AD70304 681E237D 3067CB6D

Warning:

If you install this root certificate, Windows will automatically trust any certificate issued by this CA. Installing a certificate with an unconfirmed thumbprint is a security risk. If you click "Yes" you acknowledge this risk.

Do you want to install this certificate?

Yes

No

eduroam® installer za Hrvatska akademska i istraživačka mre...



Instalacija završena

Mrežni profil je postavljen.

Vaš sistem je spreman za rad.



<https://cat.eduroam.org>

Završi